



6-8 HORSEPOWER

Thru Hub Exhaust & 7 Tooth Spline



6 HP (2 & 4-Stroke)1986 & Newer 8 HP (2 & 4-Stroke)1986 & Newer

BOAT DESCRIPTION/LENGTH								102002 	Rubber Hub Bushing
	ALUMINUM PROPS								
	Dia.	Rot.	Pitch	Bld#	Mat'l	OEM Part No.	Part No.		
General Usage	8-1/2	R	7-1/2	3	AL	6G1-45943-00-EL	102002		

8 HORSEPOWER

Non-Thru Hub Exhaust & Pin Drive



8 HP1976-83

BOAT DESCRIPTION/LENGTH								012008 	Rubber Hub Bushing
	ALUMINUM PROPS								
	Dia.	Rot.	Pitch	Bld#	Mat'l	OEM Part No.	Part No.		
14-16' - AL	8-1/4	R	8	3	AL		012008		

9.9-15 HORSEPOWER

Thru Hub Exhaust & 8 Tooth Spline



9.9 HP (2 & 4-Stroke)1984 & Newer 15 HP (2 & 4-Stroke)1984 & Newer

BOAT DESCRIPTION/LENGTH								102003 	Rubber Hub Bushing
	ALUMINUM PROPS								
	Dia.	Rot.	Pitch	Bld#	Mat'l	OEM Part No.	Part No.		
13-17' - HL	9-1/4	R	8	3	AL	683-45947-00-EL	102003		
12-15' - AL	9-1/4	R	9	3	AL	683-45945-00-EL	102004		
12-15' - AL	9-1/4	R	10-1/2	3	AL	683-45943-00-EL	102005		

15-28 HORSEPOWER

Non-Thru Hub Exhaust & Pin Drive

15A & W15 HP1976-83 25 HP 2 Cyl.1977-79 28 HP1976-78
20 HP1976-78

BOAT DESCRIPTION/LENGTH								012011 	Rubber Hub Bushing
	ALUMINUM PROPS								
	Dia.	Rot.	Pitch	Bld#	Mat'l	OEM Part No.	Part No.		
HB, SB	9-1/4	R	7	3	AL	650-45943-01-36	012102		
12-14' - HL	9	R	9	3	AL		012109		
12-14' - HL	9	R	10	3	AL	651-45947-00-36	012011		
12-14' - AL	9-1/4	R	11	3	AL	653-45941-01-36	012013		

Key to abbreviations: LL = Light Loads; SB = Sailboat; AL = All Loads; SK = Skiboat; WB = Workboat; HB = Houseboat; CR = Cruisers; HL = Heavy Loads; WD = Weedless

20-30 HORSEPOWER • 3-1/4" GEARCASE

Thru Hub Exhaust & 10 Tooth Spline

20 HP1996-97 F25 (4-Stroke)1998 - 2006 30 HP1979 - 2002
 25 HP1980 & Newer

BOAT DESCRIPTION/LENGTH	VORTEX ^{XHS™} HIGH PERFORMANCE ALUMINUM PROPELLERS			
	3-BLADE			
	Dia.	Rot.	Pitch	Part No.
16-18' - AL	10-1/2	R	9	992501
14-17' - AL	10-1/2	R	10	992502
14-17' - AL	10-1/2	R	11	992503
13-16' - LL	10-1/8	R	12	992504
14-17'	10-1/8	R	13	992505
13-15'	10-1/8	R	14	992506



992504
Vortex XHS™ Aluminum Propeller

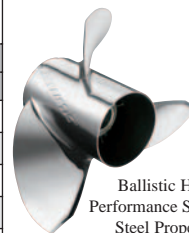
Drop-In Hub

Use XHS™ Hub Kit **123**

Refer to pages 39-40 for more details

BOAT DESCRIPTION/LENGTH	MICHIGAN MATCH REPLACEMENT PROPELLERS							BALLISTIC™ STAINLESS STEEL PROPS				
	ALUMINUM PROPS							BALLISTIC				
	Dia.	Rot.	Pitch	Bld#	Mat'l	OEM Part No.	Part No.	Dia.	Rot.	Pitch	Bld#	Part No.
16-18' - AL	9-7/8	R	9	3	AL	664-45941-01-EL	022001					
14-17' - AL	9-7/8	R	10-1/2	3	AL	664-45945-00-EL	022002					
13-16' - LL	9-3/8	R	12	3	AL	664-45954-00-EL	022003					
14-17' - General Usage								10-1/8	R	13	3	305929
14-17' - General Usage								10-1/8	R	15	3	305930

MICHIGAN MATCH REPLACEMENT PROPELLERS							BALLISTIC™ STAINLESS STEEL PROPS				
ALUMINUM PROPS							BALLISTIC				
Dia.	Rot.	Pitch	Bld#	Mat'l	OEM Part No.	Part No.	Dia.	Rot.	Pitch	Bld#	Part No.



Ballistic High Performance Stainless Steel Propeller

Rubber Hub Bushing

30-60 HORSEPOWER • 3-1/4" GEARCASE

Thru Hub Exhaust & 13 Tooth Spline

F30 (4-Stroke)2001-05 48 HP1995 & Newer 55 HP1976-95
 40 HP1984 & Newer 50 HP (not T50)1984 & Newer 60 HP1976-91
 F40 (4-Stroke)1999 & Newer F50 (4-Stroke)1995 & Newer F60 (4-Stroke)1999 & Newer

BOAT DESCRIPTION/LENGTH	VORTEX ^{XHS™} HIGH PERFORMANCE ALUMINUM PROPELLERS				APOLLO ^{XHS™} ULTIMATE PERFORMANCE STAINLESS STEEL PROPELLERS			
	3-BLADE		4-BLADE		STD 3-BLADE			
	Dia.	Rot.	Pitch	Part No.	Dia.	Rot.	Pitch	Part No.
					11-1/2	R	8	992401
					11-1/2	R	9	992402
19-22' - LL					11-1/2	R	10	992403
17-19' - AL, SK	10-3/8	R	11	992404				
16-17' - AL, SK	10-3/8	R	12	992405				10-3/4 R 12 993405
14-16' - AL, SK	10-3/8	R	13	992406				10-1/2 R 13 993406
12-14' - LL	10-3/8	R	14	992407				10-3/8 R 14 993407
12-14' - LL	10	R	15	992408				10-1/8 R 15 993408
12-14' - LL	10	R	16	992409				

VORTEX ^{XHS™} HIGH PERFORMANCE ALUMINUM PROPELLERS				APOLLO ^{XHS™} ULTIMATE PERFORMANCE STAINLESS STEEL PROPELLERS			
3-BLADE		4-BLADE		STD 3-BLADE			
Dia.	Rot.	Pitch	Part No.	Dia.	Rot.	Pitch	Part No.



Apollo XHS Stainless Steel

Drop-In Hub

Use XHS™ Hub Kit **117**

Refer to pages 39-40 for more details

BOAT DESCRIPTION/LENGTH	MICHIGAN MATCH REPLACEMENT PROPELLERS							BALLISTIC™ STAINLESS STEEL PROPS				
	ALUMINUM PROPS							BALLISTIC				
	Dia.	Rot.	Pitch	Bld#	Mat'l	OEM Part No.	Part No.	Dia.	Rot.	Pitch	Bld#	Part No.
19-22' - LL	11-3/4	R	10	3	AL		032045					
19-22' - LL	12-1/4	R	10	3	AL		★ 031072					
17-19' - AL, SK	12	R	11	3	AL	663-45947-02-EL	032044					
16-17' - AL, SK	11-3/8	R	12	3	AL	6H5-45952-00-EL	032043					
14-16' - AL, SK	11-1/8	R	13	3	AL	6H5-45945-00-EL	032042	10-1/8	R	13	3	395929
12-14' - LL	11-1/4	R	14	3	AL	663-45958-01-EL	032041					
12-14' - LL	11	R	15	3	AL	6H5-45943-00-EL	032040	10-1/8	R	15	3	395930

MICHIGAN MATCH REPLACEMENT PROPELLERS							BALLISTIC™ STAINLESS STEEL PROPS				
ALUMINUM PROPS							BALLISTIC				
Dia.	Rot.	Pitch	Bld#	Mat'l	OEM Part No.	Part No.	Dia.	Rot.	Pitch	Bld#	Part No.



032042

Rubber Hub Bushing



Key to abbreviations: LL = Light Loads; SB = Sailboat; AL = All Loads; SK = Skiboat; WB = Workboat; HB = Houseboat; CR = Cruisers; HL = Heavy Loads; WD = Weedless

▶ LIMITED INVENTORY ITEMS. ★ Indicates a cupped propeller.

50-130 HORSEPOWER • 4-1/4" GEARCASE

Thru Hub Exhaust & 15 Tooth Spline



150 HP1996 & Newer	F80 (4-Stroke)1999-2002	F100 (4-Stroke)1999 & Newer
60 HP1992 & Newer	85 HP1991-97	115 HP1984 & Newer
70 HP1984 & Newer	F90 (4-Stroke)1999 & Newer	F115 (4-Stroke)2000 & Newer
75 HP1994 & Newer	90 HP1984 & Newer	130 HP1984 & Newer
80 HP1997		

BOAT DESCRIPTION/LENGTH	 VORTEX^{XHS} HIGH PERFORMANCE ALUMINUM PROPELLERS					 APOLLO^{XHS} ULTIMATE PERFORMANCE STAINLESS STEEL PROPELLERS				
	3-BLADE WIDE					STD 3-BLADE				
	Dia.	Rot.	Pitch	Part No.		Dia.	Rot.	Pitch	Part No.	
	14	R	13	992112						
19-22' - Runabouts, SK	13-3/4	R	15	992113		13-3/8	R	15	▼993143	
19-22' - Runabouts, SK						13-3/8	L	15	▼993153	
18-21' - Runabouts, SK	13-1/4	R	17	992114		13-1/4	R	17	▼993144	
18-21' - Runabouts, SK						13-1/4	L	17	▼993154	
17-20' - Runabouts, SK	13	R	19	992115		13-1/8	R	19	▼993145	
17-20' - Runabouts, SK						13-1/8	L	19	▼993155	
15-18' - Runabouts, SK	12-3/4	R	21	992116		13	R	21	▼993146	
15-18' - Runabouts, SK						13	L	21	▼993156	

Drop-In Hub
Use XHS™ Hub Kit **108 & 103**

Use Gearcase Adapter Ring supplied with propeller.

Note: For 115 HP, FS 115 (4-Stroke), and 130 HP engine applications, use XHS™ (Drop-In Hub) Kit # 103. For all other engine applications, use XHS™ (Drop-In Hub) Kit # 108. Refer to pages 39-40 for more details. Trim Tab 6E5-45371-10-00 is required when using the Apollo.

BOAT DESCRIPTION/LENGTH	 MICHIGAN MATCH REPLACEMENT PROPELLERS							 BALLISTIC HIGH PERFORMANCE STAINLESS STEEL PROPELLERS									
	ALUMINUM PROPS							BALLISTIC									
	Dia.	Rot.	Pitch	Bld#	Mat'l	OEM Part No.	Part No.	Dia.	Rot.	Pitch	Bld#	Part No.	Dia.	Rot.	Pitch	Bld#	Part No.
25' - AL	14	R	11	3	AL	6E5-45954-00-EL	101036										
22' - AL	13-5/8	R	13	3	AL	6E5-45949-00-EL	101031										
20-24' - AL, SK	13-1/2	R	15	3	AL	6E5-45947-00-EL	101032	13-5/8	R	15	3	335930					
17-19' - AL, SK	13-1/4	R	17	3	AL	6E5-45945-00-EL	101033	13-1/2	R	17	3	335931					
16-18' - AL, SK	13	R	19	3	AL	6E5-45941-00-EL	101034	13-3/8	R	19	3	335932					
15-18' - AL, SK	12-5/8	R	21	3	AL	6E5-45943-00-EL	101035	13-1/8	R	21	3	335933					
High Performance													13-1/2	R	22	3	335934
High Performance													13-1/2	R	24	3	335935

Rubber Hub Bushing

80-140 HORSEPOWER

Thru Hub Exhaust & 15 Tooth Spline

80, 90, 115 HP1978-83	80 HP1977	140 HP1978-79
-----------------------------	-----------------	---------------------

See Mercury 40-140 HP Product Offering on page 20.

150-175 HORSEPOWER

Thru Hub Exhaust & 15 Tooth Spline

150 HP1979-83	175 HP1978-79	175 HP (DI & VMAX)2001 & Newer
---------------------	---------------------	--------------------------------------

See Mercury V-6 Product Offering on page 21.

Key to abbreviations: LL = Light Loads; SB = Sailboat; AL = All Loads; SK = Skiboat; WB = Workboat; HB = Houseboat; CR = Cruisers; HL = Heavy Loads; WD = Weedless



- ▶ LIMITED INVENTORY ITEMS.
- ▼ Trim Tab 6E5-45371-10-00 is required when using the Apollo propeller on Yamaha V4 engines, 50-130 HP.

150-300 HORSEPOWER • 4-3/4" GEARCASE

Thru Hub Exhaust & 15 Tooth Spline

150 HP1986 & Newer	220 HP (Special)1984-85	F200 (4-Stroke)2002 & Newer
F150 HP (4-Stroke)2004 & Newer	225 HP (Excel)1987-88	F225 (4-Stroke)2002 & Newer
175 HP1984 & Newer	225 HP1986 & Newer	300 HP2003 & Newer
200 HP1984 & Newer	250 HP1990 & Newer	300 HPDI2004 & Newer
200 HP (VMAX)2001	250 HP (VMAX)2001	

* For engines 300 HP or higher, use "high horsepower sleeve".
See Page 39 for more details.

 HIGH PERFORMANCE ALUMINUM PROPELLERS				 ULTIMATE PERFORMANCE STAINLESS STEEL PROPELLERS															
3-BLADE				4-BLADE				STD 3-BLADE				LG. DIAMETER 3-BLADE				4-BLADE			
Dia.	Rot.	Pitch	Part No.	Dia.	Rot.	Pitch	Part No.	Dia.	Rot.	Pitch	Part No.	Dia.	Rot.	Pitch	Part No.	Dia.	Rot.	Pitch	Part No.
15-1/4	R	15	992002					14-3/8	R	15	993042								
								14-3/8	L	15	993052								
15	R	17	992003	15	R	16	992202	14-1/4	R	17	993043	15-1/2	R	17	993023	14-5/8	R	16	993203
								14-1/4	L	17	993053	15-1/2	L	17	993033	14-5/8	L	16	993213
14-1/2	R	19	992004	14-1/2	R	18	992203	14-1/8	R	19	993044	15-1/4	R	19	993024	14-3/8	R	18	993204
								14-1/8	L	19	993054	15-1/4	L	19	993034	14-3/8	L	18	993214
14-1/4	R	21	992005	14	R	20	992204	14	R	21	993045	14-3/4	R	21	993025	14-1/8	R	20	993205
								14	L	21	993055	14-3/4	L	21	993035	14-1/8	L	20	993215
14	R	23	992006					13-7/8	R	23	993046	14-5/8	R	23	993026	14	R	22	993206
								13-7/8	L	23	993056	14-5/8	L	23	993036	14	L	22	993216





Vortex XHS™ Aluminum Propeller



Apollo XHS™ Stainless Steel

Drop-In Hub
Use XHS™ Hub Kit **103**
Refer to pages 39-40 for more details

BOAT DESCRIPTION/LENGTH	 ALUMINUM PROPS							 HIGH PERFORMANCE STAINLESS STEEL PROPELLERS									
	ALUMINUM PROPS							BALLISTIC					BALLISTIC XL				
	Dia.	Rot.	Pitch	Bld#	Mat'l	OEM Part No.	Part No.	Dia.	Rot.	Pitch	Bld#	Part No.	Dia.	Rot.	Pitch	Bld#	Part No.
20-22' - AL, SK								14-7/8	R	15	3	345931					
19-21' - AL, SK	14-1/2	R	17	3	AL	6G5-45947-01-98	101027	14-3/4	R	17	3	345932					
19-21' - AL, SK								14-3/4	L	17	3	345962					
18-20' - AL, SK	14	R	19	3	AL	6G5-45945-01-98	101028	14-1/2	R	19	3	345933					
18-20' - AL, SK								14-1/2	L	19	3	345963					
18-20' - AL, SK								14-3/8	R	21	3	345934					
18-20' - AL, SK								14-3/8	L	21	3	345964					
18-19' - AL, SK	13-1/2	R	23	3	AL	6G5-45949-00-98	101030	14-1/4	R	23	3	345935					
Up to 18' - AL, SK								14-1/4	R	25	3	345936					
High Performance													14-1/2	R	22	3	345941
High Performance													14-1/2	R	24	3	345937
High Performance													14-1/2	R	26	3	345938
High Performance 4-Blade Propellers																	
High Performance													13-3/4	R	23	4	435935
High Performance													13-3/4	R	25	4	435936
High Performance													13-3/4	R	27	4	435937

Rubber Hub Bushing

Key to abbreviations: LL = Light Loads; SB = Sailboat; AL = All Loads; SK = Skiboat; WB = Workboat; HB = Houseboat; CR = Cruisers; HL = Heavy Loads; WD = Weedless

▶ LIMITED INVENTORY ITEMS.