





MODEL 400, COBRA® • 4-1/4" GEARCASE Thru Hub Exhaust & 13 Tooth Spline

Model 400	Cobra®
2.3 L (120 HP) Thru 1991	2.3 L (128 HP) 1988-91
2.5 L (120 HP) 1978-84	2.5 L (120 HP) 1985-87
3.0 L (140 HP) Thru 1989	3.0 L (140 HP) 1985-87



BOAT DESCRIPTION/LENGTH	 HIGH PERFORMANCE ALUMINUM PROPELLERS				 Vortex XHS Aluminum Propeller	 ULTIMATE PERFORMANCE STAINLESS STEEL PROPELLERS				 Apollo XHS Stainless Steel
	3-BLADE WIDE					STD 3-BLADE				
	Dia.	Rot.	Pitch	Part No.		Dia.	Rot.	Pitch	Part No.	
	14	R	13	992112						
19-22' - Runabouts, SK	13-3/4	R	15	992113	13-3/8	R	15	993143		
19-22' - Runabouts, SK					13-3/8	L	15	993153		
18-21' - Runabouts, SK	13-1/4	R	17	992114	13-1/4	R	17	993144		
18-21' - Runabouts, SK					13-1/4	L	17	993154		
17-20' - Runabouts, SK	13	R	19	992115	13-1/8	R	19	993145		
17-20' - Runabouts, SK					13-1/8	L	19	993155		
15-18' - Runabouts, SK	12-3/4	R	21	992116	13	R	21	993146		
15-18' - Runabouts, SK					13	L	21	993156		

Drop-In Hub

Use XHS™
Hub Kit
106

Do NOT use Gearcase Adapter Ring supplied with propeller.

Refer to pages 39-40 for more details

BOAT DESCRIPTION/LENGTH	 ALUMINUM PROPS							 BALLISTIC				
	Dia.	Rot.	Pitch	Blid#	Mat'l	OEM Part No.	Part No.	Dia.	Rot.	Pitch	Blid#	Part No.
	WB - (6-16 MPH)	14	R	11	3	AL	382761	012047				
CR, HB - (14-26 MPH)	14	R	13	3	AL	391668	011001					
19-22' - (24-37 MPH)	13-3/4	R	15	3	AL	391198	011002	13-5/8	R	15	3	335030
17-20' - (30-45 MPH)	13-1/4	R	17	3	AL	391199	011003	13-1/2	R	17	3	335031
17-20' - (30-45 MPH)	14	R	17	3	AL	176214	011024					
16-19' - (36-50 MPH)	13	R	19	3	AL	390896	011004	13-3/8	R	19	3	335032
16-19' - (36-50 MPH)	14	R	19	3	AL	176215	011025					
15-18' - (41-53 MPH)	12-3/4	R	21	3	AL	389788	011005	13-1/8	R	21	3	335033



**Rubber
Hub
Bushing**

Key to abbreviations: LL = Light Loads; SB = Sailboat; AL = All Loads; SK = Skiboat; WB = Workboat; HB = Houseboat; CR = Cruisers; HL = Heavy Loads; WD = Weedless

▶ **LIMITED INVENTORY ITEMS.**

※ When using Ballistic and Apollo propellers, to avoid damage or injury, replace standard trim tab with trim tab 822777A1.



▼ These applications will require an anode plate 76214Q5 (Quicksilver part number) in place of the 822777A1 trim tab.

MODEL 14 LARGE GEARCASE 1967-77

Non-Thru Hub Exhaust & Pin Drive

Suggestion: For twin installation increase pitch 2".

HP RANGE: 120-245

BOAT DESCRIPTION/LENGTH								 012091	Rubber Hub Bushing
	ALUMINUM PROPS								
	Dia.	Rot.	Pitch	Bld#	Mat'l	OEM Part No.	Part No.		
HP Range: 120-245	14	R	14	3	AL	381185	012091		
	14	R	16	3	AL	381186	012092		




SEA DRIVE® 1982 & NEWER • 4-1/4" GEARCASE

Thru Hub Exhaust & 13 Tooth Spline

1.6 L V-41982 & Newer

1.8 L V-41987 & Newer

For twin installation increase pitch 2".

BOAT DESCRIPTION/LENGTH													 Ballistic High Performance Stainless Steel Propeller	Rubber Hub Bushing	
	ALUMINUM PROPS							BALLISTIC							
	Dia.	Rot.	Pitch	Bld#	Mat'l	OEM Part No.	Part No.	Dia.	Rot.	Pitch	Bld#	Part No.			
Barges, HB - (1-18 MPH)	14	R	11	3	AL	382761	012047								
26' & Up - (14-28 MPH)	14	R	13	3	AL	391668	011001								
22-26' - (24-36 MPH)	13-3/4	R	15	3	AL	391198	011002	13-5/8	R	15	3	335030			
19-22' - (30-40 MPH)	13-1/4	R	17	3	AL	391199	011003	13-1/2	R	17	3	335031			
19-22' - (30-40 MPH)	14	R	17	3	AL	176214	011024								
17-20' - (38-50 MPH)	13	R	19	3	AL	390896	011004	13-3/8	R	19	3	335032			
17-20' - (38-50 MPH)	14	R	19	3	AL	176215	011025								
15-18' - (44-56 MPH)	12-3/4	R	21	3	AL	389788	011005	13-1/8	R	21	3	335033			

Key to abbreviations: LL = Light Loads; SB = Sailboat; AL = All Loads; SK = Skiboat; WB = Workboat; HB = Houseboat; CR = Cruisers; HL = Heavy Loads; WD = Weedless




PERFORMANCE PROPELLERS








STAINLESS STEEL PROPS