



**3.5-3.6 HORSEPOWER**

**Pin Drive**



3.5-3.6 HP .....1969-76

BOAT DESCRIPTION/LENGTH								 072017	Rubber Hub Bushing
	<b>ALUMINUM PROPS</b>								
	Dia.	Rot.	Pitch	Bld#	Mat'l	OEM Part No.	Part No.		
Standard Replacement	7-1/2	L	4-1/2	2	AL	48-FP19	072017		

**3.5-8 HORSEPOWER**

**Non-Thru Hub Exhaust & 9 Tooth / Pin Drive**



3.5 HP .....1980-84                      5 HP .....1987-98                      4, 4.4, 6, 6.6, 7, 7.5 & 8 HP .....1968-88

BOAT DESCRIPTION/LENGTH								 072123	Rubber Hub Bushing
	<b>ALUMINUM PROPS</b>								
	Dia.	Rot.	Pitch	Bld#	Mat'l	OEM Part No.	Part No.		
Standard Replacement	7-1/4	R	5-1/2	3	AL	48-FP488	072123		

**6-10 HORSEPOWER**

**Non-Thru Hub Exhaust & 14 Tooth / Pin Drive**

6-10 HP Sailor .....1976-78                      Sailor 180-250 .....1979-84




BOAT DESCRIPTION/LENGTH								 072014	Rubber Hub Bushing
	<b>ALUMINUM PROPS</b>								
	Dia.	Rot.	Pitch	Bld#	Mat'l	OEM Part No.	Part No.		
SB	10-3/8	R	10	3	AL	FP-278	072014		

**25 HORSEPOWER • 3-1/4" GEARCASE**

**Thru Hub Exhaust & 10 Tooth Spline**

25 HP 3 Cyl. ....1995-98

BOAT DESCRIPTION/LENGTH					 992504 Vortex XHS™ Aluminum Propeller	Drop-In Hub Use XHS™ Hub Kit 120  Refer to pages 39-40 for more details.
	<b>3-BLADE</b>					
	Dia.	Rot.	Pitch	Part No.		
	10-1/2	R	9	992501		
	10-1/2	R	10	992502		
15-17'	10-1/2	R	11	992503		
15-17'	10-1/8	R	12	992504		
13-17'	10-1/8	R	13	992505		
Up to 14'	10-1/8	R	14	992506		

BOAT DESCRIPTION/LENGTH												 Ballistic High Performance Stainless Steel Propeller	Rubber Hub Bushing
	<b>ALUMINUM PROPS</b>							<b>BALLISTIC</b>					
	Dia.	Rot.	Pitch	Bld#	Mat'l	OEM Part No.	Part No.	Dia.	Rot.	Pitch	Bld#		
15-19'	10-3/8	R	11	3	AL	48-19638A40	031049						
13-17'	10-3/8	R	13	3	AL	48-19640A40	031048	10-1/8	R	13	3	305129	
Up to 14'								10-1/8	R	15	3	305130	

Key to abbreviations: LL = Light Loads; SB = Sailboat; AL = All Loads; SK = Skiboat; WB = Workboat; HB = Houseboat; CR = Cruisers; HL = Heavy Loads; WD = Weedless

▶ LIMITED INVENTORY ITEMS

**20-60 HORSEPOWER**

**Non-Thru Hub Exhaust & 14 Tooth / Pin Drive**

20-25 HP .....1979-81	40 HP .....1992-94	50 HP .....1982-94
30 HP .....1966-82	45 HP .....1966-84	55-60 HP❖ .....1966-84
35 HP .....1966-91		

BOAT DESCRIPTION/LENGTH	MICHIGAN MATCH REPLACEMENT PROPELLERS						
	ALUMINUM PROPS						
	Dia.	Rot.	Pitch	Bld#	Mat'l	OEM Part No.	Part No.
CR, HB, SB	10-3/8	R	10	3	AL	48-819337A40	<b>072014</b>
17-19' - AL, SK	10-3/8	R	11-1/2	3	AL	48-819336A40	<b>072131</b>
16-17' - AL, SK	10-3/8	R	12-1/2	3	AL	48-819335A40	<b>072132</b>
14-16' - AL, SK	10-3/8	R	13-1/2	3	AL	48-819334A4	<b>072133</b>



**Rubber Hub Bushing**

**40-75 HORSEPOWER • 3-1/4" GEARCASE**

**Thru Hub Exhaust & 13 Tooth Spline**

40, 50 HP .....1995-98	70 HP .....1991-95	75 HP .....1996-98
------------------------	--------------------	--------------------

BOAT DESCRIPTION/LENGTH	VORTEX <sup>XHS</sup> ™				HIGH PERFORMANCE ALUMINUM PROPELLERS				APOLLO <sup>XHS</sup> ™				ULTIMATE PERFORMANCE STAINLESS STEEL PROPELLERS			
	3-BLADE				4-BLADE				STD 3-BLADE							
	Dia.	Rot.	Pitch	Part No.	Dia.	Rot.	Pitch	Part No.	Dia.	Rot.	Pitch	Part No.	Dia.	Rot.	Pitch	Part No.
19' & Up					11-1/2	R	8	<b>992401</b>								
19' & Up					11-1/2	R	9	<b>992402</b>								
17-19' - AL, SK					11-1/2	R	10	<b>992403</b>								
16-18' - AL, SK	10-3/8	R	11	<b>992404</b>												
15-17' - AL, SK	10-3/8	R	12	<b>992405</b>					10-3/4	R	12	<b>993405</b>				
14-17' - AL, SK	10-3/8	R	13	<b>992406</b>					10-1/2	R	13	<b>993406</b>				
14-16' - LL	10-3/8	R	14	<b>992407</b>					10-3/8	R	14	<b>993407</b>				
13-15' - LL	10	R	15	<b>992408</b>					10-1/8	R	15	<b>993408</b>				
13-15' - LL	10	R	16	<b>992409</b>												



**Drop-In Hub**

Use XHS™ Hub Kit **114**

Refer to pages 39-40 for more details.

BOAT DESCRIPTION/LENGTH	MICHIGAN MATCH REPLACEMENT PROPELLERS							BALLISTIC™ STAINLESS STEEL PROPS				
	ALUMINUM PROPS							BALLISTIC				
	Dia.	Rot.	Pitch	Bld#	Mat'l	OEM Part No.	Part No.	Dia.	Rot.	Pitch	Bld#	Part No.
19' & Up	12-1/2	R	8	3	AL	48-42738A10	<b>032141</b>					
17-19' -AL, SK	11-1/4	R	10	3	AL	48-73132A40	<b>031015</b>					
16-18' - AL, SK	12	R	10-1/2	3	AL	48-42740A10	<b>032142</b>					
16-18' - AL, SK	10-7/8	R	11	3	AL	48-85632A40	<b>031053</b>					
15-17' - AL, SK	10-3/4	R	12	3	AL	48-816702A40	<b>031056</b>					
15-17' - AL, SK	10-5/8	R	12	3	AL	48-73134A40	<b>031016</b>					
14-17' - AL, SK	10-1/2	R	13	3	AL	48-816704A40	<b>031057</b>	10-1/8	R	13	3	<b>395129</b>
14-17' - AL, SK	10-3/8	R	13	3	AL	48-73136A40	<b>031017</b>					
14-16' - LL	10-3/8	R	14	3	AL	48-816706A40	<b>031058</b>					
14-16' - LL	10-1/4	R	14	3	AL	48-73138A40	<b>031018</b>					
13-15' - LL	10-1/8	R	15	3	AL	48-73140A40	<b>031019</b>	10-1/8	R	15	3	<b>395130</b>
Up to 15'	10	R	17	3	AL	48-73144A40	<b>031020</b>					



Ballistic High Performance Stainless Steel Propeller

**Rubber Hub Bushing**

Key to abbreviations: LL = Light Loads; SB = Sailboat; AL = All Loads; SK = Skiboat; WB = Workboat; HB = Houseboat; CR = Cruisers; HL = Heavy Loads; WD = Weedless

❖❖ Two-piece lower unit.

**70-140 HORSEPOWER • SINGLE EXHAUST UNITS**

Non-Thru Hub Exhaust & 15 Tooth Spline

70-140HP ♦ .....1977-89

BOAT DESCRIPTION/LENGTH	ALUMINUM PROPS						
	Dia.	Rot.	Pitch	Bld#	Mat'l	OEM Part No.	Part No.
16-17' - AL, SK	13-1/8	R	15	3	AL	FPS519	<b>072055</b>
14-16' - AL, SK	13-1/4	R	17	3	AL	FPS623	<b>072107</b>
14-16' - LL	13	R	19	3	AL	FPS625	<b>072108</b>



**Rubber Hub Bushing**

**85-150 HORSEPOWER • DUAL EXHAUST UNITS • 4-1/4" GEARCASE**

Thru Hub Exhaust & 15 Tooth Spline

85, 125 HP .....1988-89      90 HP L-DRIVE .....1989-91      150 HP .....1989-94  
 90, 120 HP .....1990-94      120 HP L-DRIVE .....1989-91      150 HP L-DRIVE .....1991

BOAT DESCRIPTION/LENGTH	ALUMINUM PROPS						
	Dia.	Rot.	Pitch	Bld#	Mat'l	OEM Part No.	Part No.
17-22' - AL, SK	13-1/2	R	15	3	AL	48-FP669-1	* <b>071035</b>
17-22' - AL, SK	13-1/2	R	15	3	AL	48-FP692-1	<b>072127</b>
16-20' - AL, SK	13-1/2	R	17	3	AL	48-FP685-1	* <b>071036</b>
16-20' - AL, SK	13-1/2	R	17	3	AL	48-FP685-1	<b>072128</b>
16-18' - AL, SK	13	R	19	3	AL	48-FP686-1	▶ <b>072129</b>



**Rubber Hub Bushing**

BOAT DESCRIPTION/LENGTH	3-BLADE WIDE			
	Dia.	Rot.	Pitch	Part No.
16-18' - Runabouts, SK	14	R	13	<b>992112</b>
16-18' - Runabouts, SK	13-3/4	R	15	<b>992113</b>
15-17' - Runabouts, SK	13-1/4	R	17	<b>992114</b>
14-16' - Runabouts, SK	13	R	19	<b>992115</b>
14-16' - Runabouts, SK	13	R	19	<b>992115</b>
13-15' - Runabouts, SK	12-3/4	R	21	<b>992116</b>
13-15' - Runabouts, SK	12-3/4	R	21	<b>992116</b>



Vortex XHS™ Aluminum Propeller

**Drop-In Hub**

Use XHS™ Hub Kit **102**

Do NOT use Gearcase Adapter Ring supplied with propeller.

Refer to pages 39-40 for more details.

**75-150 HORSEPOWER • Using Mercury 4-1/4" Gearcase (1995 & NEWER)**

Thru Hub Exhaust & 15 Tooth Spline

75-150 HP .....1995 & Newer

BOAT DESCRIPTION/LENGTH	3-BLADE WIDE				Vortex XHS Aluminum Propeller
	Dia.	Rot.	Pitch	Part No.	
	14	R	13	<b>992112</b>	
16-18' - Runabouts, SK	13-3/4	R	15	<b>992113</b>	<p>Vortex XHS Aluminum Propeller</p>
16-18' - Runabouts, SK	13-3/4	R	15	<b>992113</b>	
15-17' - Runabouts, SK	13-1/4	R	17	<b>992114</b>	
15-17' - Runabouts, SK	13-1/4	R	17	<b>992114</b>	
14-16' - Runabouts, SK	13	R	19	<b>992115</b>	
14-16' - Runabouts, SK	13	R	19	<b>992115</b>	
13-15' - Runabouts, SK	12-3/4	R	21	<b>992116</b>	
13-15' - Runabouts, SK	12-3/4	R	21	<b>992116</b>	



HIGH PERFORMANCE ALUMINUM PROPELLERS



ULTIMATE PERFORMANCE STAINLESS STEEL PROPELLERS

STD 3-BLADE			
Dia.	Rot.	Pitch	Part No.
13-3/8	R	15	<b>993143</b>
13-3/8	L	15	<b>993153</b>
13-1/4	R	17	<b>993144</b>
13-1/4	L	17	<b>993154</b>
13-1/8	R	19	<b>993145</b>
13-1/8	L	19	<b>993155</b>
13	R	21	<b>993146</b>
13	L	21	<b>993156</b>



Apollo XHS Stainless Steel

**Drop-In Hub**

Use XHS™ Hub Kit **102**

Use Gearcase Adapter Ring supplied with propeller.

Refer to pages 39-40 for more details.



Key to abbreviations: LL = Light Loads; SB = Sailboat; AL = All Loads; SK = Skiboat; WB = Workboat; HB = Houseboat; CR = Cruisers; HL = Heavy Loads; WD = Weedless

- ♦ One piece lower unit.
- ▶ LIMITED INVENTORY ITEMS.
- \* Cupped Propeller. If currently using uncupped propeller, use cupped propeller having 2" less pitch. Boats with power trim use same pitch.

## 75-150 HORSEPOWER • (Using Mercury 4-1/4" Gearcase - See Below)

### Thru Hub Exhaust & 15 Tooth Spline

75 HP †† .....1999 & Newer      90, 120 HP †† .....1995-98      150 HP † .....1989-94  
 90 HP L-Drive † .....1990-91      120 HP L-Drive † .....1990-91      150 HP L-Drive † .....1991

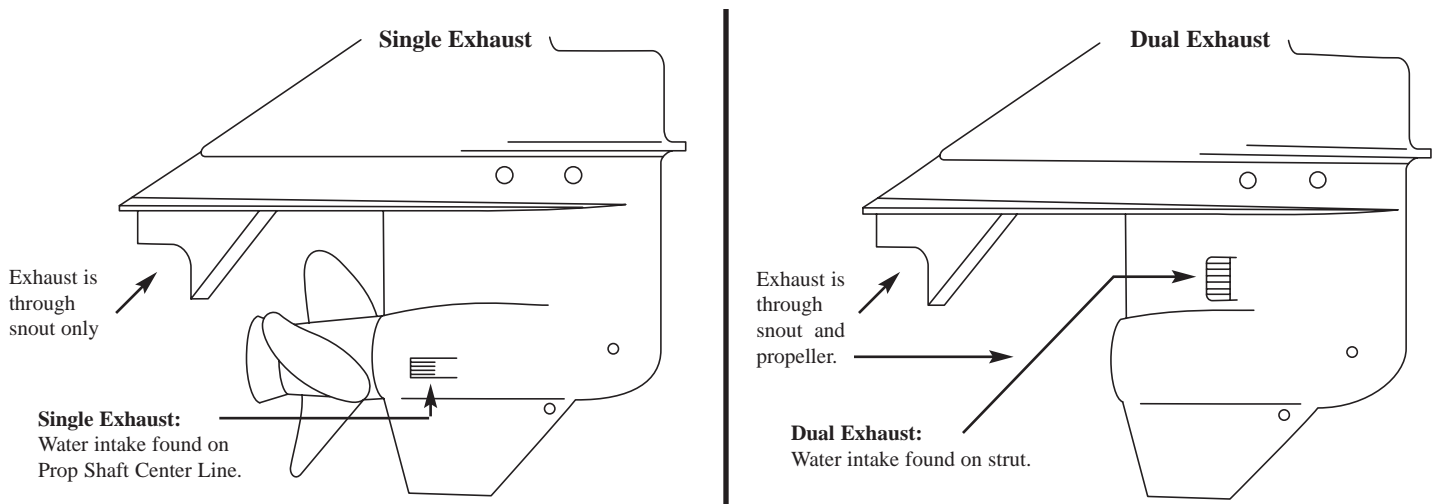
BOAT DESCRIPTION/LENGTH													Rubber Hub Bushing					
	ALUMINUM PROPS							BALLISTIC										
	Dia.	Rot.	Pitch	Bld#	Mat'l	OEM Part No.	Part No.	Dia.	Rot.	Pitch	Bld#	Part No.		Dia.	Rot.	Pitch	Bld#	Part No.
25' & Up - AL	14	R	11	3	AL	48-77338A40	<b>031054</b>											
Pontoon	14	R	11	3	AL	48-77338CP1	◆ <b>031200</b>											
25' & Up - AL	14	R	12	3	AL		<b>031060</b>											
Pontoon	14	R	12	3	AL		◆ <b>031201</b>											
22' & Up - AL	14	R	13	3	AL	48-77340A40	<b>031055</b>											
Pontoon	14	R	13	3	AL	48-77340CP1	◆ <b>031202</b>											
19-24' - AL, SK	13-3/4	R	15	3	AL	48-77342A40	<b>031041</b>	13-5/8	R	15	3	<b>335130</b>						
17-20' - AL, SK	13-1/4	R	17	3	AL	48-77344A40	<b>031042</b>	13-1/2	R	17	3	<b>335131</b>						
16-19' - AL, SK	13	R	19	3	AL	48-77346A40	<b>031043</b>	13-3/8	R	19	3	<b>335132</b>						
15-18' - AL, SK	12-3/4	R	21	3	AL	48-77348A40	<b>031044</b>	13-1/8	R	21	3	<b>335133</b>	13-12	R	22	3	★ <b>335134</b>	
Up to 17" - LL	12-1/2	R	23	3	AL	48-77350A40	▶ <b>031045</b>						13-1/2	R	24	3	★ <b>335135</b>	

Key to abbreviations: LL = Light Loads; SB = Sailboat; AL = All Loads; SK = Skiboat; WB = Workboat; HB = Houseboat; CR = Cruisers; HL = Heavy Loads; WD = Weedless

† For dual exhaust units only & requires thrust washer 23-819057.  
 ★ Requires special exhaust snout Part No. F744116 for proper fit.

†† For all units 1995 thru current. Requires thrust washer 13191A1.  
 ◆ New Pontoon Boat Propellers - Extended Cup!      ▶ LIMITED INVENTORY ITEMS.

### Single vs. Dual Exhaust



### Force Using Mercury Gearcase

